



Reception Information 2023 – 2024

Welcome to Reception!

We are very much looking forward to welcoming you into our school in September.

We are sure you will have lots of questions so have put together this information booklet to try and answer as many as possible before September.

Transition visits

We would like to invite your child for a transition visit where they can visit with a family member to come into school and have a look around the classroom and meet the Class 1 team before the end of the summer term. These stay and play visits will be on:

Wednesday 19th July 10:00am – 11:00am

As we will have the other children in school, we can only have a certain number of visitors in the setting at one time. We ask that you stick to the session given and only send a maximum of two people to visit with your child.

We understand that starting school is a big step for both children and their families so, would like to reassure you that the children are at the centre of everything we do. We feel it is essential to build positive relationships with them but that our relationships are just as important with parents and carers too. We actively encourage you to be involved in your child's school life and provide opportunities to talk to any of us at drop off and pick up or via both email and telephone (during school hours 8:00 – 4:00). Children learn to be resilient and independent through positive relationships.

Reception is a vital time for developing attitudes to learning and it is our responsibility to broaden and extend children and to ensure that there is delight and pleasure in learning.

We value the whole child as an individual and believe in encouraging self-esteem, independence and self-reliance, curiosity, creativity and the ability to make decisions for themselves. Every child is unique and is constantly learning. They all have the potential to be resilient, capable, confident and self-assured. We believe children learn and develop well in enabling environments in which their experiences respond to their individual needs.

A Day in Reception

The Reception day is busy, productive and fun! Your child should come in from the playground through the main Reception door and a practitioner will be there to greet them. We ask that parents leave their child at the door. We know it will be hard but, if they do become upset please know we will take care of them and the chances are they will be absolutely fine once they get into school and see friends. You are more than welcome to ring us to make sure they have settled okay so you are not worrying all day! They will then make their lunch choice for the day.

The children take part in self-initiated tasks within the continuous provision (this means resources provided in the classroom to encourage the children to learn independently) and in adult led focused activities supporting skills building and topic-based knowledge. They will be involved in a discreet phonic and mathematic session led by a practitioner to introduce new skills and learning. They will then be challenged to use and apply this new knowledge more independently.

At the end of the day the children will leave in small groups from the main Reception door, to you. This can take a minute or two but we believe that this is the best way to ensure that all children go home safely. We do need to know who is collecting your child so ask you please let us know in advance if this will be somebody different. You can just tell whoever is on the door when you drop off in the morning or ring the school office.

Health and safety

The health and safety of all children and practitioners in school is paramount. Good health and safety habits are taught as part of the whole curriculum. Risk assessments are carried out appropriately for each learning environment. All equipment is subject to maintenance and safety checks.

Due to the circumstances of the last few years, we have worked extremely hard to get children into the routine of washing hands for at least 20 seconds in line with Government advice and have a 'class song' to help us with this. It would be great if you could practise this with your new Reception child so they are familiar with it when they join us.

You will know the tune. It is 'Twinkle, Twinkle, Little Star'!



The graphic features a blue background with a white rounded rectangle containing the text and illustrations. On the left, a superhero character is depicted as a hand sanitizer bottle with a face, arms, and a red cape, set against a yellow starburst. On the right, a blue play button icon is visible. The text is centered and includes two verses of a song. Below the text are four circular illustrations showing handwashing steps: 'over' (palm to palm), 'under' (back of hand to palm), 'round' (interlocking fingers), and 'through' (palm to palm with fingers crossed).

Let's sing it together!

Over, under, round and through,
Don't forget to add soap too.
Clean, clean, clean and then you'll know,
Down the sink the germs will go.
Over, under, round and through,
Don't forget to dry them too.

over under round through

Session times

For the first week back in September (**Tuesday 5th – Friday 8th September**) the Reception days will be:

Tuesday: 9:30 – 11:45

Wednesday: 8:45 – 11:45

Thursday: 8:45 – 2:00 – with a school lunch provided

Friday: 8:45 – 3:15 – with a school lunch provided

From week beginning: **Monday 11th September**

The normal Reception school day will then run from 8:45am until 3:15pm.

Meet our Class 1 team!



Mrs Reid – Class Teacher



Miss Rushworth – Classroom Support

Lunch and Snack Time

The children can access their milk, water and fruit when they feel hungry/thirsty at our self-serve snack area; we encourage them to help themselves to these throughout the day. Children are offered a piece of fruit each day as part of the National Fruit Scheme. It is not compulsory and the children can bring a **healthy** snack of their own if they wish.

We ask that your child bring a water bottle every day, clearly labelled with their name and containing water only – **no juice please**.

Your child will also be entitled to free milk until their fifth birthday. You will still be able to purchase milk after your child has turned five. This is paid for via the ParentPay app. You will be issued with a log in code in September. **(See school meals/milk slip in pack – please could you fill this in and return it to school as soon as possible)**

All children in Reception, Year 1 and Year 2 are entitled to a free school meal as part of the Universal Free School Meals Scheme. Our catering team work hard to ensure the food they offer is tasty, healthy and appealing to young children as well as being a balanced and nutritious meal. **Again, please return the form in the pack as soon as possible.** They really are delicious! You also have the choice to send your child with their own packed lunch. Please make sure it is healthy and balanced. We ask that if your child decides to change from a school lunch to pack lunch or vice versa that you give us two weeks' notice before hand.

A menu will be given to you ASAP so you can look at it with your child to support their choices.

What to Wear

Our school uniform is available to buy or order from Bridge Schoolwear in Milnsbridge or Natasha's Schoolwear in the town centre.



Trousers, shorts, skirts and tunic dresses should be black, dark grey or navy blue. In summer, girls can wear dresses which incorporate the school colours – blue or yellow.

In Reception we explore both indoors and outdoors so a coat is essential. It is also useful to have a pair of wellies kept in school too. We will get messy and we will get wet!

We ask that the shoes they wear for school are suitable for physical activities as we will be doing lots of exercise! They **will not** need a P.E. kit in Reception.

Please, please, please make sure **all** clothing is clearly named.

Our learning environment

We value play and active learning.

We believe that:

- Children's learning is a cross-curricular process.
- The organisation of the environment effects children's learning.
- It is important to start where the child is now.
- Children thrive on secure and sensitive relationships.
- Children's learning and achievements are enhanced when parents/carers and providers work together to support them.
- It is important to have successful links with other phases of education and the community.
- Children are motivated by the joy of learning.
- Children have a right to equal opportunities.

All learning is based on the Characteristics of Effective Learning and promote:

Playing and exploring - engagement

- Finding out and exploring
- Playing with what they know
- Being willing to 'have a go'

Active learning - motivation

- Being involved and concentrating
- Keeping trying
- Enjoying achieving what they set out to do

Creating and thinking critically - thinking

- Having their own ideas
- Making links
- Choosing ways to do things

The learning environment includes both inside and out. Our continuous provision offers a range of activities based on the interests of the children as well as following the EYFS

Development Matters document. This gives the children the chance to initiate, explore and extend their own learning. The provision for outside play and environmental areas reflects the quality of provision in the classroom.

Letters and Sounds and Maths are taught daily, with opportunities to explore concepts and use and apply skills within the continuous provision more independently.

We aim to provide an environment where children are encouraged to think and talk about their learning. We value their voice and what they have to say! We use displays for sharing achievements, valuing efforts, and informing others. It is rich and stimulating and allows all children to feel proud of their achievements.

Planning

We strive to build strong links between Reception and the rest of the school. We plan work based on the Early Learning Goals as documented in the Statutory framework for the early years foundation stage handbook. We also use the Birth to Five Matters document and everything is underpinned by the EYFS Characteristics of Effective Learning (above) and principles of the Every Child Matters Agenda.

The Areas of Learning and Development are:

Prime areas

Personal, Social and Emotional Development

Physical Development

Communication and Language

Specific Areas

Literacy

Mathematics

Understanding the World

Expressive Arts and Design

Within each area we help children build knowledge, concepts, skills and attitudes. These elements of learning inform our planning process. A termly overview will be sent out and is also available on our website to explain what we will be covering so you can support your child's learning at home too.

Differentiation

A profile for every child is begun on entry to school. We truly believe each child is an individual and through careful monitoring, assessment, planning, provision and evaluation we provide opportunities for learning and growth. We give children a range of activities and experiences that stimulate and challenge them at their own level.

We see children as individuals who will progress at different rates and achieve in a variety of ways.

Individual Educational Plans are drawn up when appropriate. Children with exceptional ability also have their learning extended in accordance with their needs and in consultation with their parents.

Equal Opportunities

We believe that children have a right to equal opportunities. Our aim is to raise children's awareness of themselves and each other as individuals. Organisation of our environment ensures equal opportunities for first hand practical experience irrespective of gender.

We aim to develop multicultural awareness by drawing on all of the cultural experiences and resources within school and by looking outside school to the wider community. We regard diversity of culture as inherently enriching and as a valuable resource.

Assessment

Assessment and record keeping inform our planning as a whole and highlight developmental points for each child.

This is an ongoing process which takes a variety of forms - sketches, individual observations (children's quotations are very informative), annotated work, numeracy and literacy records, information from parents. This provides details for Individual Profiles which are updated termly. All this builds a picture of the whole child based on positive achievements.

Your child's Record of Achievement will also include dated and annotated examples of his/her work - drawings, mark making, interviews, paintings and photographs. These will be collected throughout the year.

Records are shared with the child in an appropriate way and used to help them evaluate their progress and look for steps forward.

We aim to build strong relationships with parents which allow us to take appropriate opportunities to discuss achievements and concerns.

A sample of your child's learning journey will be given in the summer term along with their attainment against expected levels, and their readiness for year 1.

The Role of the Adult

We believe that children thrive on secure and sensitive relationships.

We believe that children's learning and achievements are enhanced when parents and providers work together to support them.

We believe that it is important to have successful links with other phases of education and the community.

The team of people working with children includes parents, teachers, support assistants, members of the local community, and students. This team has a number of roles to fulfil. These include:

- providing a welcoming, safe and stimulating environment
- setting aims, learning intentions
- planning to provide a broad and challenging curriculum
- interacting with and responding to individuals and groups
- monitoring and evaluating the quality of learning and provision

Links have been made with the local pre-school settings. We aim to provide mutual support and a smooth transition from prior settings/home to school.

At Scapegoat Hill School we have split year group classes. In Class 1 children will work in large and small groups both independently and on practitioner led focus activities. There are times when we will also work 1:1 with individual children.

Opportunity is given for older and younger children to work together to support each other's learning. We feel this enriches the continuation of the child's learning journey into KS1.

Preparing for School

Starting school is a very exciting time and there are lots of ways you can help prepare for the start of your child's educational journey.

Communication is key. Supporting and encouraging your child with vocabulary building, expressing themselves, asking and understanding questions and following instructions.

Ways to encourage and develop your child's language and communication skills:

- Have a special time to talk about the day. One good way to do this is to say "Tell me one thing you enjoyed doing today?"
 - Play around with words and sounds – (see Letters and Sounds document included in the pack for ideas)
 - Play quizzes with each other. Describe a character they know and see if they can guess who it is. Then give them a turn to describe and you guess.
 - Although children may know lots of different words, it's important to introduce new words and phrases. This helps them to continue learning. See if they can think of lots of different words that mean a similar thing – for example different words that mean 'big' e.g. huge, large, massive and gigantic.
 - Your child may need time to think before responding to questions and instructions. Give them time without answering for them or finishing their sentences.

Reading stories, singing songs and engaging in imaginative play all encourage children's communication development.

Some good books to help are here:

<https://www.theschoolrun.com/best-books-about-starting-school>

Talk, talk, talk! Encourage your child to talk about themselves, their interests, their world around them and their learning.

Sharing and turn taking is another key skill that will benefit your child as they start school. Often the number of children in the room, taking part in activities and sharing the equipment can be daunting. Encourage turn taking, sharing, playing games and waiting their turn.

Playing board games are a great way to help children to listen and take turns.

Independence when dressing, toileting and eating is very important for the start of school. Ideally if your child can put on their own coat (and fasten it), remove their own shoes and put them back on, toilet independently and use a knife and fork when eating, it will enable them to access provision independently.

Below is a check list which may help to know things that you can support your child with to help them prepare for school. We ask that you please be honest though. If they can't do it, it's not a problem, it just helps us know how best to help them when they begin with us!




We have also included a 'Comments from home' sheet to add any other information you think we need to know.




Some useful websites with hints and tips for preparing for and starting primary school –




www.bbc.co.uk/bitesize/collections/starting-primary-school/1




https://www.pacey.org.uk/Pacey/media/Website-files/school%20ready/PACEY_preparingforschool_guide.pdf

Getting Ready for School Checklist

I can...	I can...	I can...
recognise my name	<input type="checkbox"/> hold my pencil carefully	<input type="checkbox"/> put on my socks
write the first letter	<input type="checkbox"/> draw a face 	<input type="checkbox"/> find my shoes
copy my name	<input type="checkbox"/> colour in carefully	<input type="checkbox"/> put on my shoes
write my name 	<input type="checkbox"/> name the colours I use	<input type="checkbox"/> fasten my shoes 


I can...	I can...	I can...
count from 1 to 10	<input type="checkbox"/> sing simple rhymes	<input type="checkbox"/> find my coat
recognise some numbers	<input type="checkbox"/> sing and clap to a song	<input type="checkbox"/> put my arms into my coat
recognise the numbers on a dice	<input type="checkbox"/> tap a beat 	<input type="checkbox"/> zip up my coat
recognise some common 2D shapes 	<input type="checkbox"/> move to music	<input type="checkbox"/> fasten buttons on my clothes 

I can...	I can...	I can...
eat with a knife and fork	<input type="checkbox"/> tidy away my toys	<input type="checkbox"/> say please when I ask
pour myself a drink	<input type="checkbox"/> clear away things I've used	<input type="checkbox"/> say thank you when I get
taste different foods	<input type="checkbox"/> put my clothes away	<input type="checkbox"/> ask to go to the toilet
wash my hands before and after meals 	<input type="checkbox"/> help at home 	<input type="checkbox"/> take turns talking in a group 

I can...	I can...	I can...
wash my hands 	<input type="checkbox"/> walk up and down stairs using the handrail	<input type="checkbox"/> cut along a line
dry my hands	<input type="checkbox"/> hold hands on the street	<input type="checkbox"/> cut 'snips' into paper
go to the toilet when I need to	<input type="checkbox"/> take turns when playing	<input type="checkbox"/> cut out a shape
wipe/clean myself when I've been to the toilet	<input type="checkbox"/> share toys with a friend 	<input type="checkbox"/> cut out shapes to make a picture 

All about You

We are really looking forward to meeting you and welcoming you into Reception. To help us get to know you we would really like you to draw us a fantastic self-portrait and with a little help from your grown up fill in the all about me fact sheet. Please bring your work with you when you come to school on your first day.

A horizontal rounded rectangle with a thin black outline, intended for a child to write their name and other personal information.

All about _____

I am _____ years old

One thing I like is...


One thing I don't like is...

This is my family

My favourite colour is

A word that describes me...

When I grow up I want to be...



Frequently Asked Questions

When will my child bring home a reading book?

From the beginning of term your child will bring home a story book of their choice. This book will be changed weekly and the children are encouraged to share a range of stories at home. This book can be read by you – it is to help build your child's enjoyment of reading rather than getting them to read. It is an opportunity to discuss books e.g. characters, setting, predicting 'What next'. As they develop their Letters and Sounds knowledge, they will bring home a phonic reading book too which they can then read to you!

Will my child have any homework?

There will be a weekly homework activity which will cover an aspect of learning from the previous week. This is a great opportunity for families to participate in your child's learning, talk to them about what they have learnt and explore the learning together. This will be emailed out every Thursday.

What do I do if my child is ill?

Please contact the school office on **01484 647008** to inform us if your child is unwell on the first day of illness and each day thereafter.

Should your child become ill during the school day we will contact you as soon as possible. Contact details will be held on file and we ask for at least two contacts to ensure we can get in touch with someone authorised to collect should your child need to be taken home.

If you have any other questions that have not been covered within this booklet, please don't hesitate to contact us:

office.scapegoathill@kirkleeseducation.uk or call the number above.

A **Home-School Agreement** is in the pack to explain a little more about what you can expect from us at school and what we hope from you and your child. It is yours to keep but we ask you to sign the attached sheet to say you have seen this and return it to school.

There is also a consent for photographs, videos or sound recording of children form which we would appreciate you fill in and return to us.

Many thanks,

We very much look forward to the coming school term and meeting you all.

See you in soon!

All the Class 1 team!!!